



LOOKING UP

YOUR GUIDE TO CHOOSING YOUR ROOF



The World's Original since 1957



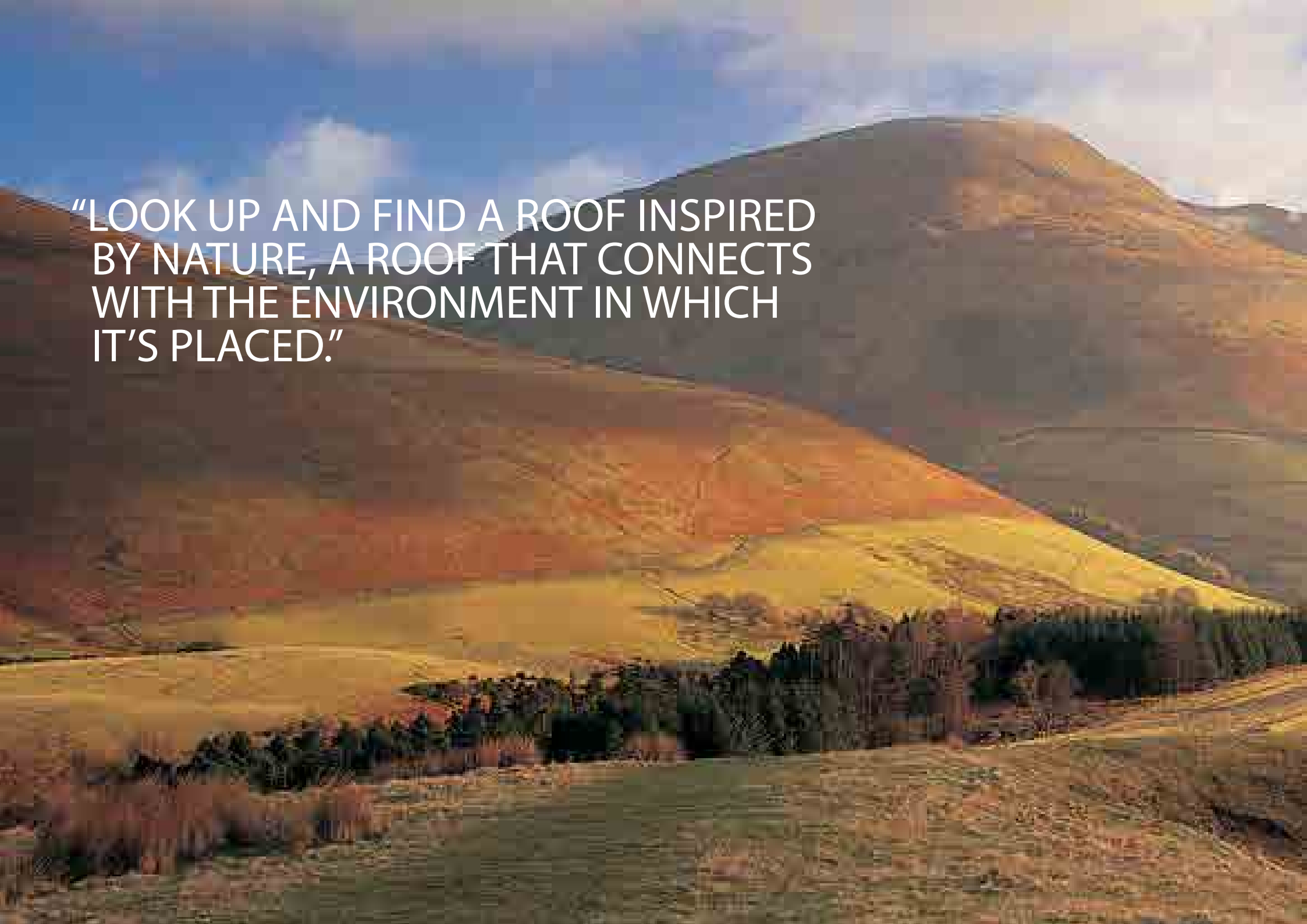
Lou Fisher (founder)

Lou Fisher was the original manufacturer of the stone coated Metal roofing tile, back in 1957 in New Zealand. Since then, AHI roofing has become the world's leading manufacturer and supplier to over 130 countries.

LOOKING UP


YOUR GUIDE TO CHOOSING YOUR ROOF

“LOOK UP AND FIND A ROOF INSPIRED
BY NATURE, A ROOF THAT CONNECTS
WITH THE ENVIRONMENT IN WHICH
IT’S PLACED.”









TAKING THE WORLD BY STORM

IT WAS A KIWI WHO FIRST INVENTED LIGHTWEIGHT STEEL TILES BACK IN 1957. ITS A KIWI COMPANY TODAY THAT HAS GROWN TO BECOME ONE OF THE LARGEST STEEL TILE MANUFACTURERS IN THE WORLD.

Gerard roof designs are now specified in over 130 countries, in places that suffer some of the most severe weather on the planet. Which is comforting to know when you live in a country like New Zealand where we regularly experience four seasons in any one day.

A WORD OF STYLE

For most people, choosing a new roof is primarily about style, and in this respect, a modern, lightweight Gerard roof offers a myriad of different options to suit architecture of all kinds, from traditional designs to cutting edge contemporary.

This book is a showcase of Gerard style, but it is also designed to help you make an informed choice. Throughout the book, you'll read about the practical issues involved in choosing a roof - things such as weather tightness, wind resistance, safety and durability.

PROVEN IN ANY WEATHER

Gerards international success is not based solely on style. Our roofs have been thoroughly proven over time in all parts of the world, and of course, right throughout New Zealand.

Our product warranties are comprehensive and dependable because they are backed by New Zealand's largest company, Fletcher Building.

So while the style of a Gerard roof might be the first thing to attract you, I'm sure you will find the performance of our roofs equally impressive.



10

YOUR GUIDE
TO LOOKING UP

13

NEW ROOF

The style of your house and the environment around you will help determine which roof is right for you.

The new roof on your dream home is one of its most important design features.

Be inspired.

29

THE FACTS

The more you know about us the more confident you'll be when it comes to choosing your new Gerard Roof.

Once you have the facts you'll also be more confident talking your ideas through with the experts.

Get to know us.

38

BE INSPIRED

Take a closer look at a range of homes, in a variety of locations, where architects and owners have specified Gerard Roofs to add the perfect finishing touch.

47

RE-ROOF

Your re-roof is an opportunity to reshape, add real character, or create a more contemporary feel for your home.

It can completely transform the look of your home.

Look up and see what you really like.

53

AGAINST
THE ODDS

Your home is your shelter so it's important to know your roof will protect and perform in the most extreme climates.

There are two unique aspects about Gerard Roofs that add up to their durability and safety.

Roofs for all seasons.

61

CHOOSING
YOUR ROOF

From the moment you begin to dream you'll focus on style.

From concept to completion the design triumphs will be in the detail.

Now you have everything you need to know at hand.

Make your choice.



YOUR GUIDE TO LOOKING UP

AS YOU PERUSE THESE PAGES OF WONDERFUL HOMES THERE WILL BE ASPECTS OF THE ROOFS THAT YOU WANT TO LEARN MORE ABOUT. HERE ARE SOME ROOFING FEATURES AND THE TERMS WE USE TO HELP YOU IDENTIFY PRECISELY WHAT YOU ARE LOOKING AT.

Whatever you are dreaming or planning, a new roof, a re-roof, or refurbishing the roof of your dream home can be a daunting task. Those with special expertise become our best friends as we pore over concepts and plans. Achieving the look and the impact we want demands our attention to the smallest details.

Given the roof on your home is the most dominant and defining feature on the exterior of your home, it certainly demands the same level of attention as any other aspect of your home. Making the right roofing decision depends on assessing the myriad of functional and aesthetic considerations a new roofing project requires. As you dream and plan you'll be making pragmatic choices about strength and durability, and design decisions around innovation and flexibility.

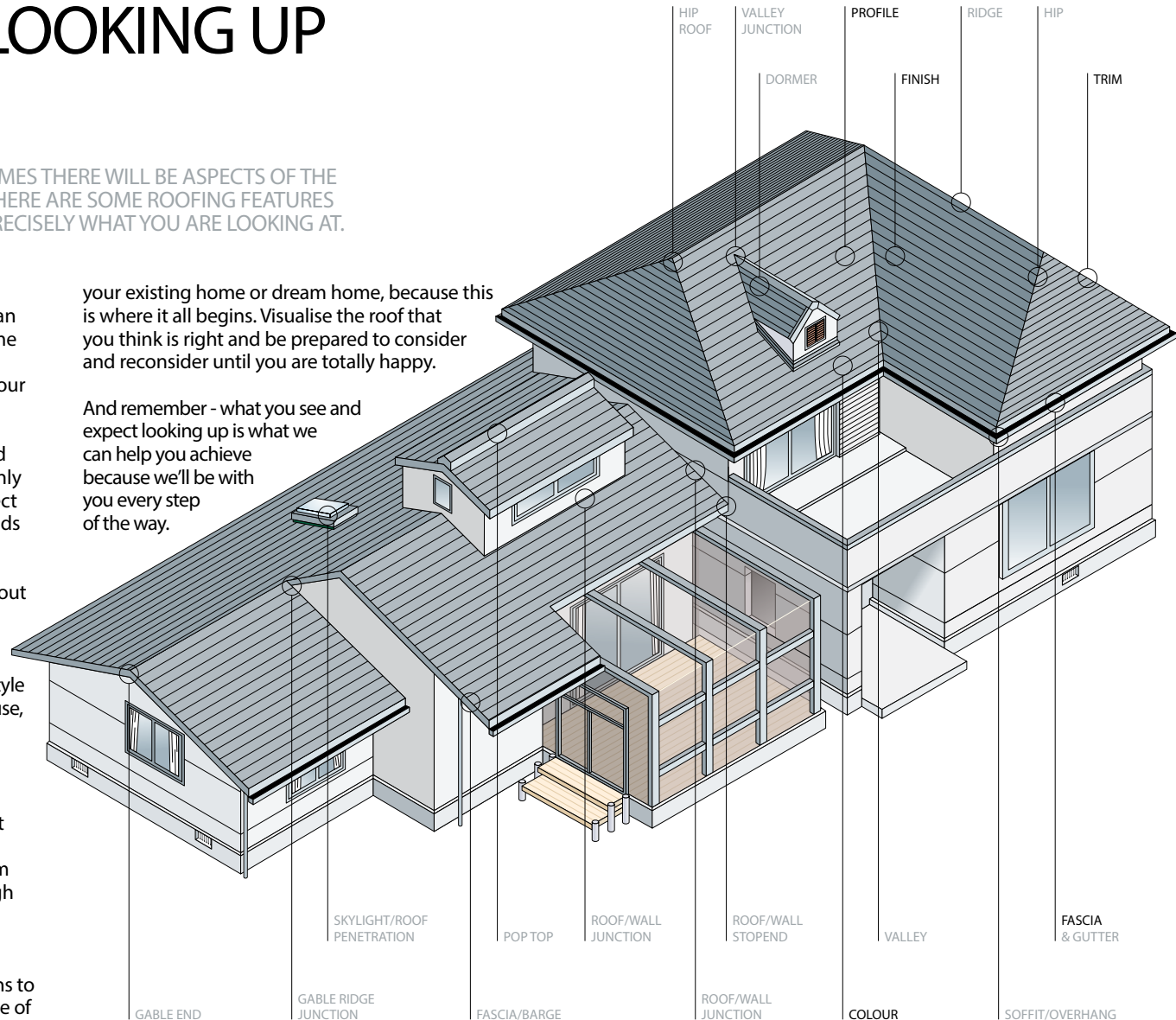
You'll be trying to prioritise thoughts around colour and style with considerations around protection and security because, after all, your roof also plays a critical role in the safety and protection of your home, its contents and your family.

We're all different. Some of us get most excited when unique designs and innovative materials create perfect solutions. Some of us are thrilled when the profile and colour precisely captures the era and style of our dream home, while others find strength and durability through innovative manufacturing processes totally inspiring.

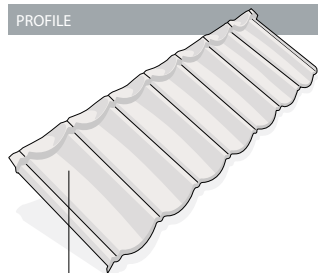
In this Guide, you'll find many pages of traditional and innovative house styles, with appropriate roofing options to inspire you and articles to inform you. Start with the style of

your existing home or dream home, because this is where it all begins. Visualise the roof that you think is right and be prepared to consider and reconsider until you are totally happy.

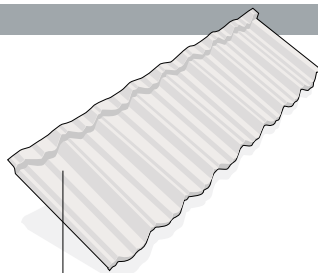
And remember - what you see and expect looking up is what we can help you achieve because we'll be with you every step of the way.



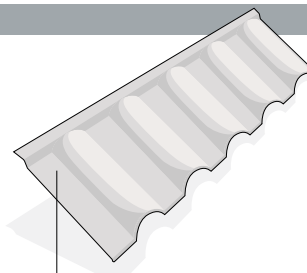
PROFILE



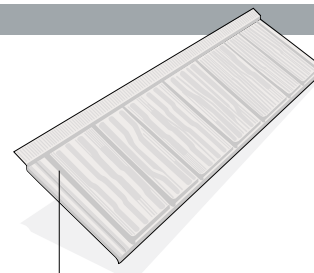
GERARD HERITAGE



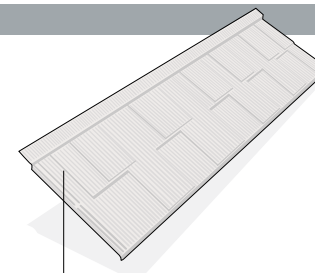
GERARD CLASSIC



GERARD MILANO



GERARD SHAKE



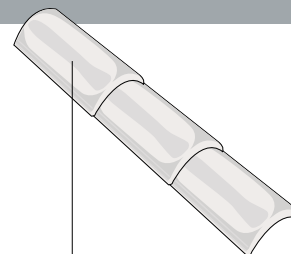
GERARD SHINGLE

THE GERARD ROOF RANGE OFFERS THE CHOICE OF PROFILES - TILE, SHAKE, OR SHINGLE. THE ONE YOU CHOOSE WILL DEPEND ON THE STYLE AND LOCATION OF YOUR DREAM HOME. SEE PAGES 12 - 23.

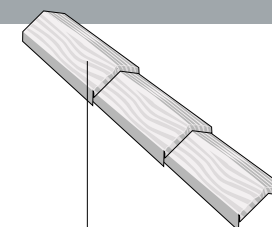
TRIM

THE STYLE OF YOUR HOUSE AND ROOF WILL INFORM YOUR CHOICE OF TRIM.

GERARD ROOFS WILL HAVE A BOX, ANGLE, OR BARREL TRIM. SEE PAGE 65 FOR MORE DETAILS.




BARREL



A-RIDGE

FINISH



ADDING TEXTURE TO YOUR ROOF ADDS A WHOLE NEW DIMENSION TO YOUR STYLE AS WELL. GERARD ROOF TILES ARE COATED WITH NATURAL STONE CHIP.

SEE PAGE 30 FOR MORE DETAILS.

SEE PAGE 59 FOR INFORMATION ON OUR WARRANTIES.

COLOUR

THE STYLE AND ORIENTATION OF YOUR HOME WILL HELP YOU CHOOSE THE RIGHT COLOUR FOR YOUR ROOF. COLOUR IS ABOUT CONNECTION WITH THE WORLD AND ESTABLISHING A SENSE OF HARMONY BETWEEN THE INTERIOR AND EXTERIOR OF YOUR HOME. SEE PAGE 68 FOR OUR COMPLETE COLOUR RANGE.

FASCIA

OFTEN USED TO CONCEAL THE ENDS OF RAFTERS, ENCLOSE OVERHANGS UNDER EAVES, OR COVER THE JOINT BETWEEN THE TOP OF A WALL AND THE PROJECTING EAVES OF A ROOF, THE FASCIA GIVES THE ROOF EDGE A MORE FINISHED LOOK AND PROVIDES A BASE TO ATTACH GUTTERING.



SEE PAGE 64 FOR THE FULL RANGE OF TILE PROFILES, FINISHES AND COLOURS



PROFILE:
GERARD SHINGLE

COLOUR:
CHARCOAL

NEW ROOF

LOOK UP AND SEE THE NEW ROOF THAT THE STYLE OF YOUR HOUSE AND THE ENVIRONMENT AROUND YOU DICTATE.

NOW IS THE TIME TO COLLECT INSPIRATIONAL IMAGES OF ROOFING IDEAS IN STYLES THAT SUIT YOUR HOME AND CONNECT WITH THE ENVIRONMENT AROUND IT. FILE YOUR FAVOURITES SO YOU'RE BETTER PREPARED TO EXPRESS THE LOOK YOU WANT AND DISCUSS WAYS TO ACHIEVE IT.


The new roof on your dream home is one of its most important design features. The style of your house will dictate its profile, its colour, the trim, and finish you incorporate into the final brief. Listen to the advice of experts. Seek answers to the questions you have about the products and materials.

There is a Gerard Roof that will meet the style requirements of your home, the design requirements of your architect, and the expectations you have of a life well lived under this roof.

PROFILE:
GERARD HERITAGE

COLOUR:
SPANISH RED





IN A RELAXED RURAL SETTING
OR BUSY URBAN SPACE,
HERITAGE TILES STRIKE THE
RIGHT NOTE.

The vibrant colour of this roof stands out against the white walls of the house to make a strong style statement.

With an intricate roof design, the scalloped shape of the Gerard Heritage tile lends itself perfectly to the overall look and style of the building, reflecting the sun's light at different angles to form an aesthetic masterpiece. By adding guttering to remove rainwater, the architect has added to the appeal of the property and struck a natural balance between design and function.

Shown here in Spanish Red, these flowing Heritage tiles work well on any house in any location

PROFILE:
GERARD CLASSIC TILE

COLOUR:
CHARCOAL





IN OUR GERARD CLASSIC TILE WE'VE RECREATED THE DISTINCTION AND STRENGTH INSPIRED BY ARCHITECTURE OF THE PAST INTO A ROOF STYLE THAT WILL ENDURE FOREVER.

This superb home is an entertainer's paradise with its vast open-plan living areas and guest wing all oriented toward a gardener's paradise with its delightful form and colour.

Symmetry and straight lines enhance the wonderful proportions of this house, which is also why the roof profile is the angular Gerard Classic Tile and why the trim is angled too.

There is a contemporary statement in the choice of Charcoal to offset the pure-white plaster cladding. The steep pitch of the roof and the gabled projections add a look of grandeur that is totally in keeping with the setting.

PROFILE:
GERARD MILANO

COLOUR:
CHARCOAL






IN QUIET, PLEASANT,
FAMILY ORIENTED SUBURBS
ALL OVER NEW ZEALAND
THE GERARD MILANO TILE IS
STARTING TO MAKE ITS MARK.


The Gerard Milano Tile projects true substance and solidity while putting a welcome light weight architectural stamp on this appealing brick and schist dwelling.

While these owners opted for a perfect complementary colour choice from the broad textured colour range, for those aspiring to create the total Mediterranean look there is also the terracotta Rosso, and Antico, a terracotta tile tempered with a deep red rendering.

PROFILE:
GERARD SHAKE

COLOUR:
PEPPER





EUROPEANS EMIGRATING TO AMERICA IN THE 17TH AND 18TH CENTURIES BROUGHT TRADITIONAL ROOF STYLES AND RECREATED THEM IN TIMBER. CEDAR WAS SPLIT WITH AN AXE TO MAKE ROOF TILES, OR 'SHAKES'.


Settling into Queenstown with Lake Wakatipu on the doorstep and the Remarkables in the backyard, this house with its schist and Douglas fir detail is completely at home in the rugged terrain. The textured Gerard Shake in Pepper was the perfect choice for the roof, specifically chosen to reflect the lights and shades of the surrounding mountains.

The textured finish also scatters the light, giving this roof a stronger, more substantial look.

PROFILE:
GERARD SHINGLE

COLOUR:
BARK





THE OVERLAPPING PANELS
OF EARLY 20TH-CENTURY
SHINGLES WERE ORIGINALLY
CRAFTED AS SMALL PANELS
FROM CEDAR OR TERRACOTTA.

The Gerard Shingle Tile has recreated three-dimensional shingles from 21st-century materials and technology, with complementary colours accentuating the profile.

Here, the Gerard Shingle roof lends a distinct elegance to a traditional-style home. This was a logical roofing choice for a home where extensive use of exposed timber and stone inside also suggests a degree of alpine grandeur, carried through into the steep pitches and clean, classic lines of the exterior.

PROFILE:
GERARD SHINGLE

COLOUR:
ECLIPSE





GERARD SHINGLES ARE EQUALLY AT HOME ON CLASSICAL ARCHITECTURE AND MODERN CITY DWELLINGS. THE DEEP SHADOWS GIVE CONSIDERABLE VARIATION IN FEEL AND TEXTURE THROUGHOUT THE DAY.

The steep pitch of the roof on this homestead makes the roof a significant feature. The Gerard Shingle gives a cool sophisticated textured finish to the roof line, complementing the warm Hinuera stone and cedar detail.

The choice of lightweight flexible roofing has allowed the designer and owners to create this bold roof statement that's totally in keeping with the style of the house and promises generous internal spaces.

The colour combination of a charcoal roof over textured browns and golds helps this house to remain sympathetic to the rural landscape. The white joinery lifts the facades and delivers an appealing sense of lightness.

"EVEN THE SOUND OF THE RAIN IS FUN", SHE SAYS.

"WHEN THE RAIN HITS THE TEXTURED TILES
IT TINKLES RATHER THAN RATTLES AS IT WOULD
ON A CORRUGATED LONG-RUN ROOF."



PROFILE:
GERARD SHAKE

COLOUR:
CHARCOAL



"THERE ARE SO MANY REASONS WHY WE SPECIFY PARTICULAR PRODUCTS. SOME SOUND, SOME SEXY, SOME JUST PLAIN SENSIBLE.

GERARD ROOFS ARE LIGHTWEIGHT AND RELIEVE US OF ANY STRUCTURAL ISSUES. THEY LOOK GOOD, ESPECIALLY THE GERARD SHINGLE!

THEY ARE FACE FIXED, THEREFORE WILL NOT PEEL UP IN A CYCLONE. THEY HAVE A BUILT-IN MOULD/FUNGAL INHIBITOR. THE 50-YEAR WEATHERPROOF WARRANTY THEY OFFER IS ONE OF THE BEST IN THE INDUSTRY. OUR CLIENTS ALSO LIKE GERARD ROOFS BECAUSE THEY ARE COST COMPETITIVE.

SPECIFICATION IS A SCIENCE – BUT IT'S ALSO ABOUT BEING SOUND, SEXY AND SENSIBLE."

MARK BROWN
SOLUTIONS ARCHITECTURE LTD



"DESIGN IS A PROCESS THROUGH WHICH WE SEEK TO PRODUCE A WELL-RESEARCHED AND IMAGINATIVE SOLUTION BASED ON THE SITE, AND ON OUR CLIENTS' REQUIREMENTS.

IT'S OUR JOB TO HEAR WHAT OUR CLIENTS REALLY WANT, ANALYSE THIS IN LINE WITH THE SITE CONDITIONS AND AVAILABLE BUDGET AND OFFER AN INITIAL SOLUTION BASED ON THE BRIEF PRESENTED TO US.

THEN IT'S ABOUT WORKING WITH OUR CLIENTS TO REFINE THE INITIAL SOLUTION, LISTENING CAREFULLY TO THEIR EXPECTATIONS ON STYLE AND FINISH FOR THE PROJECT TO ACHIEVE AN OUTCOME THAT THEY WILL LOVE!

THROUGH THIS PROCESS, I BEGIN GUIDING MY CLIENTS TOWARD PRODUCTS THAT WILL WORK BEST FOR THEM. SPECIFYING A PRODUCT MEANS WE MUST HAVE TOTAL CONFIDENCE THAT IT WILL PERFORM IN THE ENVIRONMENT IT IS TO BE PLACED IN AND WILL PROVIDE LONG-TERM DURABILITY. WE ALSO LOOK FOR SUPPLIERS WHO WILL BE AROUND FOR THE LONG HAUL, WHO WILL BACK THEIR PRODUCT DURING INSTALLATION AND REALLY GUARANTEE THE SERVICE LIFE OF THE PRODUCT. IN THIS RESPECT WE HAVE TOTAL CONFIDENCE IN RECOMMENDING A GERARD ROOF WHEN A LIGHTWEIGHT PROFILED PRODUCT IS CALLED FOR. GERARD ROOFS HAVE A FANTASTIC RANGE OF PRODUCTS AND THEIR COMMITMENT IS THE SAME AS OURS – QUALITY FROM START TO FINISH."

MIKE FLOOKS
M F DESIGN
WINNER NATIONAL ARCHITECTURAL DESIGNERS NZ AWARD FOR ROOF DESIGN (2007)

FOUR THINGS TO CONSIDER

PROFILE

In roofing, style is characterised by tile, shake, or shingle. The style of roof is determined by the style of your house and the environment that surrounds it.

FINISH


The protective texture or appearance of a surface, which gives a new roof its flawless quality. The finish is finely textured with natural stone.

COLOUR

Colours can be complemented in trim and enhanced in the finish. They are likely to also have connection with the environment and links with interior style and colour.

TRIM

This is the finish around openings and the framing or edging on the lines of your roof. Such trim might be boxed, angled or barrelled.





THE FACTS

WE WANT TO MAKE IT EASIER FOR HOMEOWNERS, DESIGNERS AND BUILDERS TO UNDERSTAND THE ROLE OF THE RIGHT GERARD ROOF ON THEIR HOMES OR BUILDINGS.

THE MORE YOU KNOW ABOUT US AND ABOUT HOW WE MAKE OUR ROOFS, THE MORE CONFIDENT YOU WILL BECOME WHEN YOU'RE MAKING DECISIONS ABOUT ROOFING AND SELECTING THE RIGHT ROOF FOR YOU.



SETTING THE STANDARDS

AHI ROOFING LEADS THE WORLD IN STEEL ROOF TILE PRODUCTION AND TECHNOLOGY. OUR PRODUCT RANGE INCLUDES A VARIETY OF ROOF PROFILES TO COMPLEMENT MANY DIFFERENT HOME STYLES. RECOGNITION OF MARKET NEEDS AND DEMANDS HAS BEEN THE HALLMARK OF OUR SUCCESS.

ABOUT US

AHI Roofing was born over 50 years ago when a brilliant New Zealand innovator, Lou Fisher, produced the world's first steel tile in 1957. In the following five decades the concept was developed using leading-edge technology to produce roof styles to suit world markets.







Throughout these decades we expanded on all continents as more and more people came to understand the significant benefits of lightweight steel roofs.

We became a truly global company, the largest steel tile manufacturer in the world, a world leader in pressed steel roofing tile technology.

With four manufacturing plants, three licensee manufacturing operations, and over ten regional offices worldwide, we're well placed to cover and protect over a million homes and buildings around the world.

Experience and innovation have contributed to our place as a world leader in steel roof tiles.

We export our roofs to over 120 countries. Recognising and meeting diverse market needs has been fundamental to our success. In every country in which we manufacture we have ISO 9001 accreditation, reassuring our customers that our products are designed and manufactured to consistently high quality standards.



ABOUT OUR TILES

Our product range is extensive and stylish and includes versatile and evocative profiles, a wonderful selection of colours, functional finishes, and complementary trims.

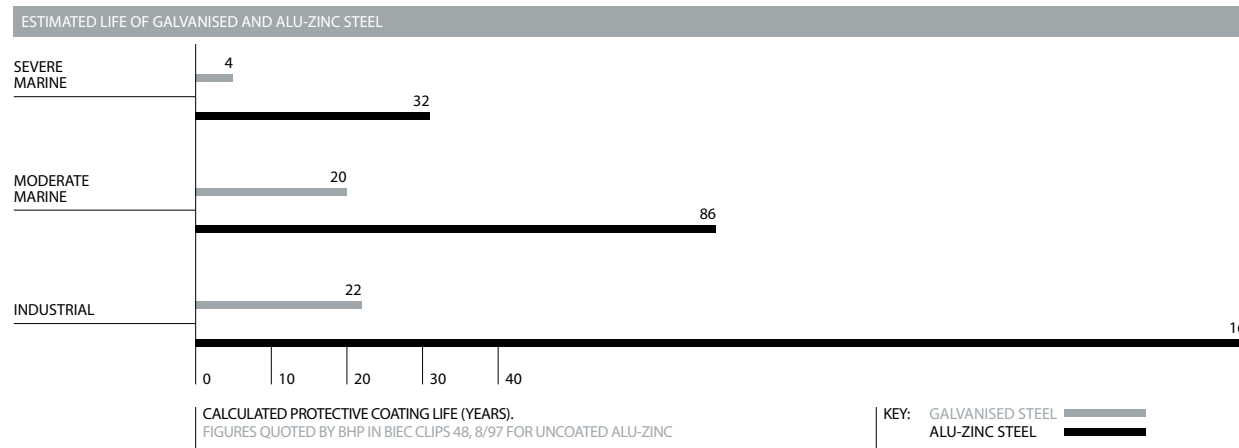
In competitive global markets, it's not enough to just have a product that looks good. For us, it has been innovative design and consistency in our manufacturing processes that have earned Gerard Roofs an international reputation for excellence. We are committed to the development and enhancement of innovative steel roof tile technology throughout our manufacturing process.

We pioneered the use of Alu-Zinc in steel roof tiles and this means the way we make Gerard Roofs is unique. The Alu-Zinc steel from which our tiles are pressed combines the sacrificial protection of zinc with the barrier protection

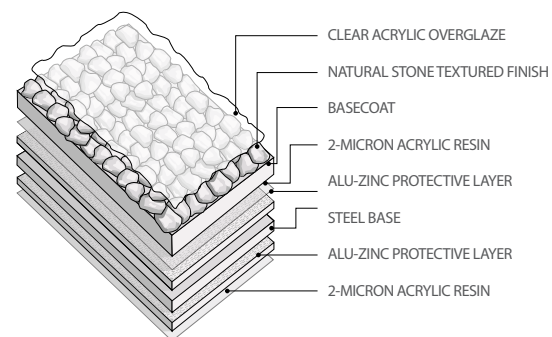
of aluminium. In almost every environment this provides superior performance when compared with galvanised steel roofs, and adds up to a significantly longer service life.

In our manufacturing process the tiles are pressed first before the textured coating is applied and then baked, which contributes significantly to the durability of the tiles coating.

After our tiles have been pressed, a super tough polymer acrylic coating is then baked onto the tile. This process of coating and baking after pressing ensures a continuous, even coating and prevents micro-cracking that can occur in the bends of steel roof products that are painted first and then pressed or rolled into shape.



TEXTURED FINISH - COATING LAYERS





GERARD ROOFS' TEXTURED FINISH IS ACHIEVED BY POLYMER BONDING NATURAL STONE INTO AN ACRYLIC SURFACE COATING. THIS GRANULATED STONE TEXTURED SURFACE PROVIDES ADDITIONAL WEATHER PROTECTION AND GIVES THE TILE A STRONGER AND MORE SUBSTANTIAL APPEARANCE.

TIP: DISSIMILAR METAL COMPATIBILITY

INCOMPATIBILITY OF DIFFERENT TYPES OF METAL CAN RESULT IN ACCELERATED CORROSION. E.G. IF UNPAINTED LEAD FLASHINGS ARE APPLIED DIRECTLY TO ALU-ZINC STEEL PRODUCTS.

CARE ALSO NEEDS TO BE TAKEN WHEN WATER RUNS OFF ONE METAL TYPE TO ANOTHER. SPECIFIC ADVICE SHOULD BE SOUGHT FROM GERARD ROOFS OR YOUR DESIGNER.





ABOUT OUR ROOFS

As buildings have become more complex, lightweight products have enabled the design of more interesting roofs. This is especially true of Gerard Roofs.



With Gerard Roofs, architects include steep pitches, exposed beams and integrated glass features into their designs without incurring the additional or unnecessary structural costs associated with a heavy-weight roof.

Our tiles are generally 85% lighter than concrete or clay tiles. This can speed up installation time and can also mean savings in the cost of your house roof structure.

THE REAL PUNCH OF A LIGHTWEIGHT ROOF

There are significant safety advantages in lightweight roofs as well, which we cover later when we show how our tiles perform in the world and within environmental extremes.

For now, however, it is important to appreciate that a lightweight steel roof is not only the most design enhancing and enduring choice, but it's also the safest possible option for your home.



For instance, a heavy concrete tile roof, weighing up to 10 times more than a light steel tile roof, has the potential to do a lot of damage to property and people if its weight collapses walls weakened for example by fire damage.

These same considerations of style, durability, cost-effective installation and, most importantly, safety are also precisely the reasons that lightweight steel roofs are becoming first choice for many commercial applications.

Schools, restaurants, recreational centres, residential care facilities - these are places where people gather, work and play, and they should expect to be well protected in soundly constructed buildings.

But if safety is a primary concern in these commercial applications, then appearance and durability are close seconds, especially when commercial buildings are required to blend sympathetically into urban and suburban landscapes and are 'built to last'. This is why architects are increasingly specifying Gerard Roofs.



ON ENVIRONMENT

Another aspect of our corporate responsibility that's become imperative to articulate and implement is our response to climate change. We recognise climate change is possibly the most significant issue facing us all in the world today.

The consequences of climate change are being seen and heard with greater intensity throughout the world. We feel this keenly throughout our global operations.

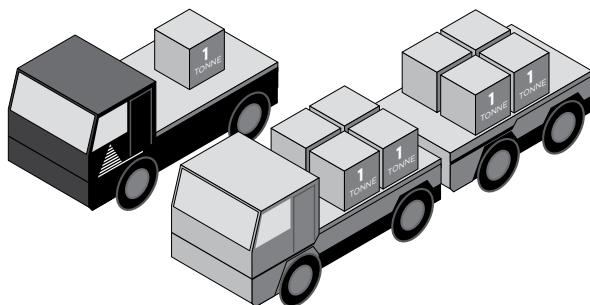
Like every company today, we at Gerard Roofs are assessing the impact of our environmental footprint. While on the one hand we are attempting to protect you against the worst of environmental extremes, we are also assessing what we're doing in production, transport and installation to reduce our own environmental footprint.

Take transport for example. The compact, lightweight nature of Gerard Roof Tiles and their efficient method of packaging requires about one-eighth of the transport requirements of the equivalent area of concrete or clay roof tiles. There are no breakages, and there is minimal wastage in transit any installation.

And because our tiles are so much lighter than traditional material, it means less supporting structure is needed. This in turn means less materials and less labour.

TREADING MORE LIGHTLY

ONE TONNE OF GERARD ROOF TILES IS EQUIVALENT TO APPROXIMATELY 8 TONNES OF HEAVY-WEIGHT ROOF TILES.



Roof installation time is rapid, which means less trips to and from sites. So there are many opportunities around transport, delivery, and installation where Gerard Roofs tread far more lightly on our planet.


Steel is 100% recyclable and the world's most recycled product. The steel industry has recycled steel for the last 150 years.

Steel also generates minimal production, manufacturing, construction site and demolition waste. More than 90% of commercial steel construction waste is recycled, and the average recycled content of the steel produced by New Zealand Steel (NZS) is 10 to 15%.

NZS is the only steel manufacturer in the world to make steel from ironsand and there are vast inland ironsand deposits on New Zealand's west coast of the North Island. All materials used in NZS's manufacturing process are sourced locally in New Zealand. The end-to-end steel-making process is all conducted at their plant in Glenbrook, South of Auckland. It is 100% New Zealand made.

IRONSAND IS EXTRACTED USING MAGNETIC AND GRAVITY SEPARATION SYSTEMS. THE REMAINING SAND CONTENT KNOWN AS "TAILINGS" IS RETURNED TO THE MINE SITE AND REPLANTED WITH MARRAM GRASS AND PINE TREES.

STEEL: THE WORLD'S MOST RECYCLED PRODUCT



NZS has rigorous sustainability processes and practices in place. It has ISO 14001 environmental accreditation, has been judged best practice in energy efficiency by The Hatch Report, an international body, and been awarded a Ministry for the Environment Award for waste reduction.

Steel resists the impact of earthquakes. Its maintenance requirements are low, and it can be designed to be thermally efficient. When sustainability is factored in, many of steel's advantages achieve a multiplier effect.



"GERARD ROOFS CROWN THE AWARD WINNING HOUSES I'M MOST PROUD OF."

"I'VE HAD A FEW DISAPPOINTING EXPERIENCES WITH CONCRETE ROOFS IN THE PAST AND BECAUSE ROOFING IS REALLY IMPORTANT TO ME AND MY CLIENTS, I HAVE SOME PRETTY CLEAR IDEAS ON WHAT MAKES A GREAT ROOF.

I LIKE A SAFE, WELL-SECURED ROOF. ONE THAT STAYS PUT SO YOU KNOW WHEN YOU'RE INSTALLING IT THAT IT'S THERE TO STAY. I LIKE IT TO BE WATERTIGHT AND THAT'S ABOUT BEING A WELL-SECURED ROOF TOO.

I LIKE A LIGHTWEIGHT ROOF. ONE THAT PUTS NO EXTRA STRESS ON THE BUILDING AND NO PRESSURE ON THE FOUNDATIONS. ONE THAT'S EASY AND COST-EFFICIENT TO INSTALL BECAUSE IT IS LIGHTWEIGHT.

IT'S ALSO HAS TO BE STRONG. AS A BUILDER, I LIKE TO SEE CONTRACTORS ABLE TO WALK ON THE ROOF WITHOUT ME WORRYING TOO MUCH. IT HAS TO BE STRONG OVER YEARS TO COME AS WELL, WHEN PEOPLE WALK ON THE ROOF TO MAINTAIN IT AND TO CLEAN WALLS AND WINDOWS ON UPPER LEVELS.

A GERARD ROOF IS ALL OF THESE THINGS - AND MORE. GERARD ROOFS ALSO LOOK REALLY GOOD. THERE'S A STYLE, A FINISH, A COLOUR, AND A PRICE TO SUIT MOST HOUSES AND MOST

POCKETS.

I'M 100% PASSIONATE ABOUT BUILDING. I'M PERSONALLY INVOLVED IN EVERY HOUSE WE BUILD AND WE WORK ALONGSIDE SOME OF THE BEST ARCHITECTS, DESIGNERS AND SUPPLIERS IN THE BUSINESS. WE'VE GOT A LOT OF AWARDS TO PROVE IT TOO AND GERARD ROOFS CROWN A NUMBER OF AWARD-WINNING HOUSES I'M MOST PROUD OF.

I LIKE TO THINK I'M PRETTY FORTHCOMING WITH IDEAS AND SUGGESTIONS AND I DO HAVE THE KIND OF EXPERIENCE THAT HELPS MY CLIENTS MAKE INFORMED DECISIONS. EVERY RECOMMENDATION I MAKE IS A CHOICE I WOULD MAKE MYSELF UNDER THE SAME CIRCUMSTANCES."

DARYL HEWITT
D J HEWITT BUILDERS
CHRISTCHURCH

BEWARE OF IMITATIONS!

“LIKE Gerard” is NOT Gerard

AHI Roofing Ltd have been manufacturing tiles since 1957. As the worlds first and longest established manufacturer, we know very well how to make stone coated roofing tiles.

We also know that in order to make them cheaper, you have to take something out.

This means their performance or looks will suffer.

Too often, people are fooled into buying alternatives on the basis that “It’s the same as Gerard, but cheaper”. Unfortunately it is often too late when the owner discovers what the difference is.


Here we have included some examples of things to be cautious of.

PROBLEM 1

All of these pictures were taken in a period of 3 years after they were newly installed.

The roofs over this double page spread are taken from a number of different suppliers/manufacturers. NONE OF THESE ROOFS ARE GERARD ROOFS.

“BUYING A CHEAP ROOF IS AN EXCELLENT WAY TO MAKE YOUR NEW HOUSE LOOK VERY OLD IN JUST A SHORT ITME” – Architect.



PROBLEM 2

Corrosion is caused when moisture in the atmosphere meets metal and it starts to rust.

When steel rusts, the colour is reddish brown and once this happens, the steel is useless.

Galvanising is the process of coating the steel with Zinc. The Zinc also rusts, but more slowly and during the time it takes





THIS PANEL SHOWS WHERE THE ZINC HAS ERODED AWAY AND THE RED RUST HAS TAKEN HOLD.

the zinc to rust away, the steel is protected.

The colour of Zinc rusting is white, this can be seen on some of the other roofs.

ALL AHI Roofs are made with Alu-Zinc coated steel and carry a manufactures 50 year warranty against perforation of the tile from weathering, such as corrosion.

This graph (right) demonstrates how location can effect the durability of galvanised steel roofing. In coastal locations, the zinc corrodes quickly and soon after the steel begins to


corrode.

PROBLEM 3

Some products have bad chip coverage to begin with. A quick spray with paint might cover this up, but the owner will pay the price relatively quickly.

Some tiles lose their chip over time. This comes as a result of ultraviolet exposure causing weakness of the basecoat.

How will you know if your roof will do this? You will probably only find out after a few years, unless of course you buy Gerard, then the coatings are guaranteed.



One of the test that we conduct on tiles to see the

strength of their bonding, is a bend test.

Because Gerard uses a deep basecoat and the stone chips are buried deep and secure in the base coat, they don't come out.

To save money, other manufacturers use a smaller stone chip and very little basecoat.

Their tiles look fine when new, but the chip can easily be removed as shown in the bend test.



PROFILE:
GERARD SHAKE

COLOUR:
GREENSTONE




COUNTRY BLISS!

THE HIGHER THE PITCH OF THE ROOF,
THE MORE IT WILL STAND OUT AS AN
ARCHITECTURAL FEATURE.

The roof of this country house has a pitch of 45 degrees, so the roofing decision was critical if it was to deliver a real wow factor. The rippled, textured look of the Gerard Shake roof creates a striking first impression and the owners love the fact that the Dark Green colour blends so well with the native karaka and puriri trees on their property. The colour of the roofing went on to determine the overall colour scheme for the house and set the scene for everything that followed.

There were some other important considerations involved in the final decision to choose a Gerard roof. Being rural, the 580m² of



Gerard Shake roofing on this house forms the catchment for the family's water supply.

Durability was another factor in their choice, as was the roof's light weight which helped limit framing costs on such a large house.

TOP LEFT: A STEEP PITCH IMMEDIATELY PUTS YOUR ROOF ON SHOW. WHAT YOU CHOOSE TO ROOF WITH CREATES THE WOW FACTOR. TOP AND ABOVE: EVERY METRE OF ROOFING CONTRIBUTES TOWARD THE FAMILY'S WATER SUPPLY AND THE WATER COLLECTED IS SAFE, QUALITY DRINKING WATER TO WORLD HEALTH ORGANISATION STANDARDS.

PROFILE:
GERARD SHINGLE

COLOUR:
PORTLAND

38 | 39




STONE ON STONE

FUNCTION AND STYLE COMBINE IN THIS SUPERB COUNTRY HOTEL TO PRESENT A BUILDING TO BE LOVED AND VISITED FOR A VERY LONG TIME.

With its beautifully pitched roof and design detail, this was a hotel that demanded a lightweight roof, which was specified from the outset by the owners who understood this would be the most practical way to achieve the desired look. While its rural lakeside location is wonderful, the hotel was also built on an exposed site and so it called for building and roofing materials that could withstand high winds.

Complementing the natural stone and enhancing the timber joinery is the Gerard Shingle roof, which has proved totally appropriate for the style of the hotel and the demands of the



environment. This Gerard Shingle is a combination colour of coffee, charcoal and silver grey which gives a sophisticated textured finish to the roof line. The subtlety of greys on brown, underpinned by charcoal, makes a strong overall statement.

TOP LEFT: LIGHTWEIGHT MEANS FLEXIBLE AND GERARD ROOFS PROVE REMARKABLY RESPONSIVE TO ANY ROOFING DESIGN CHALLENGE.

TOP AND ABOVE: FROM ANY ANGLE, THE PLAY OF STONE ON STONE MAKES A STRONG, ENDURING STATEMENT OVERALL.

PROFILE:
GERARD HERITAGE

COLOUR:
SPANISH RED



PROJECT PERFECT

DESIGNED AND BUILT AS A "HARRY POTTER" STYLE SCHOOL, BROOKHOUSE CERTAINLY MAKES LEARNING INTERESTING.

Gerard Roofing has been used on projects all over the world. Our experts are there to help in all stages from design to installation. Products covering large spans can be installed over steel providing tile effect roof, in a light weight solution. The owners settled on a Gerard Heritage roof which emphasises the traditional lines of the school. Choosing a sturdy, lightweight roof delighted their builder who also knew that in presenting the Gerard range to his clients he was offering a real choice across a range of price and style points.

Gerard Tiles are highly adaptable for complex roofs and in this

example at Brookhouse School in Nairobi, Kenya, turrets and a gentle curve are achieved.

PROFILE:
GERARD SHINGLE

COLOUR:
ECLIPSE

40 | 41



VIEWS FOREVER

THIS HOME HAS PANORAMIC VIEWS OF THE WHOLE OF TASMAN BAY. NOT ONLY IS IT LOCATED AT THE TOP OF THE SOUTH ISLAND, IT'S SITED AT THE TOP OF THE WORLD WITH THE BEST VIEWS ON OFFER – VIEWS FOREVER.

High up on an incredibly exposed site, this house needed to be strong, enduring and roofed right to withstand the possibility of the worst climatic conditions that could be hurled at it. A Gerard roof was the right roof in terms of design strength and installation.

Without doubt, this is one of the best-built, beautiful houses anywhere. Design detail also meant this house needed a lightweight roof that would respond well to the demands of architectural complexity. This included the exposed soffit also requested by the owner. A Gerard roof was the right roof in terms of design response and flexibility.

With double-glazed cedar-surrounded windows, schist, and rendered plaster cladding there are a number of natural complementary materials interacting here, including the Gerard Shingle in the environmentally complementary colour, Eclipse.

TOP LEFT: THE LIGHTWEIGHT GERARD ROOF RESPONDS WELL TO THE DEMANDS OF ARCHITECTURAL COMPLEXITY INCLUDING THE EXPOSED SOFFIT. TOP AND ABOVE: CHARCOAL ON ONYX IN THE ENVIRONMENTALLY SYMPATHETIC GERARD SHINGLE IS ALSO AESTHETICALLY SOUND AT A 30-DEGREE PITCH.

PROFILE:
GERARD SHINGLE

COLOUR:
ECLIPSE




PENULTIMATE PENINSULA

PERFECTLY SITED ON A NORTH - FACING
PENINSULA, WITH PRIVATE BEACH ACCESS
AND PANORAMIC SEA VIEWS, THIS IS A TRULY
LUXURIOUS HOME.

With an elevated approach to a low-profiled building, the roof has a significant impact on the overall visual appearance of the house. The owners and architect wanted to make sure the roof would not dominate the approach to the house and so, the choice of roof was critical.

After much research and many drive-bys to really understand what the final choice would offer, the owners agreed to the architect's suggestion that a Gerard roof was right. The textured Gerard Shingles provided the desired look and the time-proven method of interlocking horizontally-fixed tiles provides the strength required in



this environment. The choice of the colour Pepper complements the other colours and tones used throughout the building.

This is not a roof to look up to. It's a roof to look down on and in this context it is truly a work of art.


TOP LEFT: A CAREFUL BLEND OF IMPECCABLE DESIGN
AND EXCEPTIONAL PRODUCT CHOICE.

TOP AND ABOVE: THE TIME-PROVEN METHOD OF INTERLOCKING
HORIZONTALLY-FIXED TILES PROVIDES THE STRENGTH REQUIRED
IN THIS ENVIRONMENT.

PROFILE:
GERARD SHAKE

COLOUR:
PEPPER

42 | 43



LIFE'S A BEACH!

THIS HOTEL IS LOCATED ON THE COAST,
WHERE RESISTANCE TO SALT IN THE AIR IS
VITAL FOR A METAL ROOF.


After a substantial renovation, the owners of this hotel chose a lightweight Gerard Shake roof, in sympathy to the traditional grass roof it replaced.

Gerard's natural stone good looks were complemented by high performance against fire and coastal corrosion. Our unrivalled fifty years warranty was hugely important with respect to this.

(See page 59 for details)

PROFILE:
GERARD SHAKE

COLOUR:
CHARCOAL



CUTE COOL

SIMPLE, STRAIGHTFORWARD AND DOING
WHAT A ROOF SHOULD - PROTECTING
AND ENHANCING.

Wherever you live, this could be your neighbours house - a cool timeless colour combination, compact and self-contained, and with a roof that's both smooth and smart.

Sitting simply and sympathetically on a contemporary home, the Gerard Shake roof blends with suburban expectations of something we can live with and choose to aspire to.

With a lightweight and flexible roofing option everything becomes much easier. You can play with different roof designs, create layers of roof and glass to attract more light into your house and

reduce the levels of structural support required in the design and build.

And decades will pass before this lightweight, weather resistant roof cries out for a re-roof which is why we love it even more.

TOP LEFT: ALL ANGLES AND INTENT, CLEAN, CRISP AND CROWNED BY GERARD SHAKE.
TOP AND ABOVE: AND WHATEVER ANGLE YOU VIEW THIS ROOF FROM IT WORKS. CLOSE UP OR STAND BACK THE CHOICE OF PROFILE AND COLOUR IS PERFECT FOR AN ENDURING STATEMENT ABOUT STYLE.

PROFILE:
GERARD SHINGLE

COLOUR:
CHARCOAL

44 | 45




LOST IN SPACE!

THIS SPECTACULAR HOME SITS PROUD AND HIGH, OVERLOOKING ITS SUBURB TO THE SEA.

With ten levels flowing over four storeys and its cladding of concrete, linear weatherboard and volcanic stone, this home continues to present owners and visitors alike with a lively mix of spaces and contrasts. Inside, the living spaces, including a fantastic media room, work around an intelligently designed kitchen but it's the cantilevered pool that most captures attention.

Right from the start, the owners specified a Gerard Senator Shingle roof. They wanted a contemporary but timeless look. On an exposed site, prone to gale-force winds, they wanted a lightweight but strong roof for safety's sake.



With this kind of checklist, a Gerard Shingle roof in cool Charcoal was a logical choice from the outset – safe, strong, well secured, and stylish.

TOP LEFT: THIS HOME PRESENTS OWNERS AND VISITORS ALIKE WITH A LIVELY MIX OF SPACES AND CONTRASTS.
TOP AND ABOVE: CONTEMPORARY AND TIMELESS IN COOL CHARCOAL.



PROFILE:
GERARD HERITAGE

COLOUR:
CHARCOAL

RE-ROOF

YOUR RE-ROOF IS AN OPPORTUNITY TO RESHAPE, ADD REAL CHARACTER, OR CREATE A MORE CONTEMPORARY FEEL FOR YOUR HOME.

THE POWER OF A NEW ROOF CAN NEVER BE UNDERESTIMATED. A NEW ROOF CAN COMPLETELY TRANSFORM THE LOOK OF YOUR HOME. IT CAN ADD VALUE AND STREET APPEAL. IT CAN PROTECT AND SECURE. YOU CAN ALSO USE YOUR RE-ROOF AS AN OPPORTUNITY TO RESHAPE YOUR ROOF, AND INCLUDE A RANGE OF DESIGN FEATURES THAT WILL ADD REAL CHARACTER TO YOUR HOME OR WILL CREATE A MORE CONTEMPORARY FEEL.

Re-roofing is your only option when your roof is way beyond repair. But it's also such an exciting opportunity to redefine your style and realise the look you've always wanted to achieve. Your new roof can be your sole focus. Free from all other distractions you have the time to consider the styles, colours, finishes, and trims that will truly complement the style of your house and reflect the best of the environment in which you live.


Before you start, look around and see what you like. Know what it is you want to achieve. If your re-roof is part of a broader renovation project see it for what it really is - the perfect finishing touch to protect and enhance your dream home.

WHEN TO RE-ROOF

GIVEN THE IMPACT A ROOF HAS ON THE OVERALL LOOK OF YOUR HOME, IT'S NOT SURPRISING THAT REPLACING YOUR ROOF CAN BE AN INEVITABLE AND KEY PART OF RENOVATING YOUR HOME. YOU CAN RE-ROOF ANYTIME YOUR ROOF STARTS TO GET REALLY TIRED AND BEGINS TO DETERIORATE.

THESE ARE SIGNS OF A DETERIORATING ROOF:


- | | |
|--------------------|-------------------------------|
| • HOLES | • LEAKING AND WATER DAMAGE |
| • CRACKED TILES | • VALLEY RUSTING |
| • ALGAE | • MOSS AND LICHEN |
| • DAMAGED FLASHING | • CHIP LOSS AND PEELING PAINT |



BROKEN/CRACKED MORTAR




ASPHALT SHINGLES DAMAGE



CRACKED CLAY TILES ROOF



RUSTED METAL ROOFING



MAJOR RUST

A free inspection will highlight to you the true condition of your roof, telling you whether you need to re-roof or simply refurbish. Signs like these, though, suggest re-roofing will be your best option if your roof is beyond restoration.

Gerard Roofs can give you a new roof in as little as two days, depending on the type of roof you have and what you're replacing it with. Re-roofing allows you to choose a different style, finish, and roof colour and add a whole new dimension to your roof.

HOW TO RE-ROOF

There are three key ways that we can go about re-roofing your home.

The first is overlay, where re-roofing a corrugated iron roof involves laying Gerard Shingles over the existing roof. This certainly offers an economical solution without fuss, mess, or exposing your home to the elements.



BEFORE

The second is tile on tile which is where we can lay new tiles over existing tiles. This also offers an economical roofing solution without fuss, mess, or exposing your home to the elements.

And the third is a complete strip where, as the words suggest, we completely strip the old roof off your home and replace it with new Gerard tiles, shakes or shingles.


WHY RE-ROOF

A re-roof modernises your home, protects your investment, and gives you the opportunity to do further updating and rework when you choose a lightweight Gerard roof.

A roof represents around 5% of the total cost of your home, but because it's such a dominant feature, a small investment in a new roof is capable of greatly improving the resale value of your home.

It may also be that you are planning an extension or addition that is going to require some roofing alterations. Under these circumstances it's also well worthwhile considering a re-roof rather than simply a new roof over the extensions or alterations.


When you re-roof, start out by understanding the style of your house, the aesthetic and practical demands that are being placed on a new roof, and then select your Gerard roof with its trim and colour options accordingly.



AFTER

HOW IT'S DONE

OVERLAY



TILE OVER TILE



STRIP





AFTER



PROFILE:
GERARD HERITAGE

COLOUR:
SAPHIRE

GERARD RE-ROOF OVERLAY

SUCH A SPECIAL BUILDING. IMPOSING. GOOD BONES. THIS GERARD RE-ROOF CAPS OFF A COMPLETE RENOVATION OF THIS FINE OLD CLUB HOUSE.

THIS GERARD RE-ROOF OVERLAY DELIVERS ENDURING SUBSTANCE AND STYLE.





AGAINST THE ODDS

AS THE CONSEQUENCES OF CLIMATE CHANGE ARE SEEN AND HEARD WITH HIGHER FREQUENCY AND GREATER INTENSITY, THE ODDS ARE THAT WEATHERING THE ELEMENTS IS GOING TO BECOME THE NUMBER ONE CRITERIA IN MANY DECISIONS WE MAKE IN OUR LIVES. YOUR HOME IS YOUR SHELTER SO IT'S IMPORTANT YOUR ROOF NOT ONLY LOOKS GREAT BUT CAN ALSO WEATHER THE ELEMENTS.

WHAT YOU NEED TO KNOW

YOUR HOME IS YOUR SHELTER SO IT'S IMPORTANT YOUR ROOF NOT ONLY LOOKS GREAT BUT CAN ALSO WEATHER THE ELEMENTS. THE ROOFING WE OFFER TODAY IS HIGH QUALITY, LONG-LASTING, LIGHTWEIGHT AND TECHNICALLY ADVANCED, CAPABLE OF OUTSTANDING PERFORMANCE IN EXTREME CLIMATIC CONDITIONS.

LONG LASTING AND LIGHTWEIGHT

There are two critical aspects about Gerard Roofs that contribute so much to their durability and safety.

The first is that they are lightweight. We continue to stress this fact because it's what makes Gerard Roofs so flexible, adaptable and safe. If the walls of your house are weakened by fire damage or earth movement, consider what a heavy concrete tile roof, weighing up to 10 times more than a light steel tile roof, could do. There's a big difference between a one-tonne roof and a 10-tonne roof when they're balanced precariously over the heads of you and your family, and any rescue services in attendance.



THE STONE SURFACE OF TEXTURED GERARD ROOF TILES IS A POTENTIAL LIFESAVER. THE ROUGH TEXTURE HOLDS SNOW IN PLACE UNTIL IT MELTS, NATURALLY AND HARMLESSLY.

The second point is that the real strength of our roofs in severe weather conditions is due to our superior horizontal fastening methods.

Our roofs have survived some of the world's worst weather conditions and have prevented serious damage to homes. All Gerard Roofs feature interlocking tiles, secured in place with our horizontal fastening system. This makes our roofs incredibly strong and gives them superior wind resistance.

So - now let's see how these two aspects help Gerard Roofs perform against the odds in the most extreme environmental conditions.

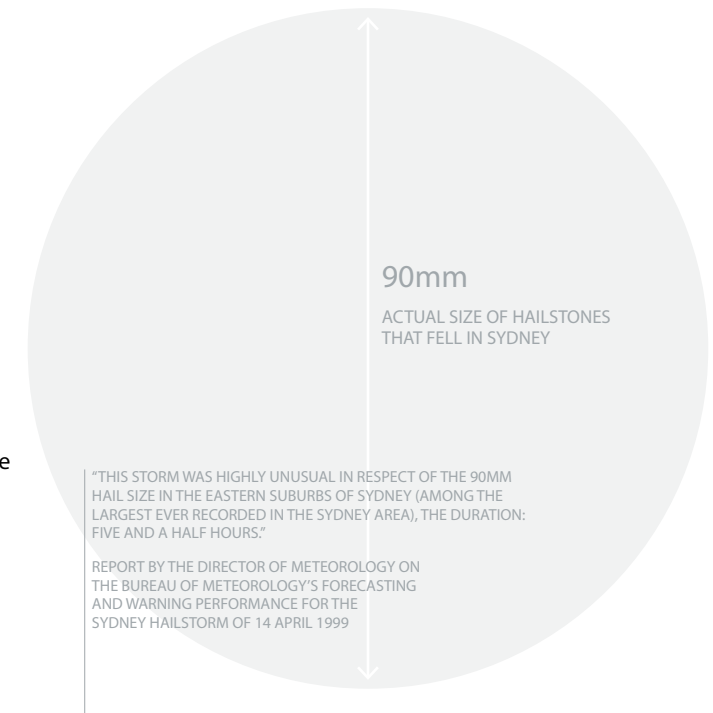
RAIN OR HAIL

Driving rain, high humidity, and hailstones are relatively common weather conditions and a roof must be able to prove that it's a roof for all seasons. Our roofs have been endurance tested at extreme sites around the world.

Gerard Roofs do not complain loudly in rain or hail, because our interlocking tile system minimises the transmission of sound.

Hail of course can cause significant damage to roofs as Sydney witnessed in 1999. In that storm, large hailstones cracked many slate, clay, and concrete tile roofs.

Tests have shown that hailstones up to 30mm in diameter will not even dent a Gerard roof. But hail-stones up to 90mm will still not penetrate the textured finish or perforate the steel membrane.




Through rain or hail your Gerard roof will weatherproof your home and protect its contents.

SUN STROKES

Our roofs have been subjected to accelerated weathering tests in laboratories and prolonged exposure in the most UV-prone areas in the world. In laboratories, various coloured roofing tiles were time-tested for 5,000 hours, the equivalent of 10 years of actual outdoor experience. There was little or no noticeable difference in colour.



ABOVE: DURING A MAJOR CALIFORNIAN BUSHFIRE, THIS SUBURB WAS IN FLAMES, PASSING FROM ROOF TO ROOF BY FLYING EMBERS. MOST HOMES WITH STEEL TILE ROOFS ESCAPED.




RIGHT: SURROUNDED BY DESTRUCTION, INCLUDING HOMES COVERED IN TOP-RATED FIRE-RESISTANT ROOF PRODUCTS, THIS GERARD ROOF SURVIVED THE MOST SEVERE OF TESTS. A SAFE ROOFING SOLUTION MUST BE EXTREMELY FIRE RESISTANT TO PREVENT HOT EMBERS FROM EXTERNAL FIRES SPREADING. GERARD IS THE IDEAL ROOF BECAUSE IT IS LIGHTWEIGHT, YET STRONG AND SECURELY INTERLOCKED, MEANING NO HOT EMBERS BLOWING UP INTO THE ROOF SPACE.

UNDER FIRE

Gerard Roofs have had their fire-resistant qualities proven time and time again by exceeding the world's most stringent fire test standards. Being lightweight and strong adds to protection in the event of a fire. It's generally accepted that heavy-weight tiles will place additional stress on fire-weakened support structures and, in some cases, buildings have been completely destroyed by heavy roofs collapsing.

DURING THE SYDNEY HAILSTORM IN 1999 MANY CLAY AND CONCRETE TILES EXPERIENCED DAMAGE SIMILAR TO THE HOUSE ON THE RIGHT, WHEREAS THE GERARD ROOF ON THE LEFT RETAINED ITS WEATHER SECURITY PROTECTING THE HOME AND ITS CONTENTS.



IN THE EVENT OF AN EARTHQUAKE

If you live in an area likely to experience seismic activity you have to ask yourself, once again, whether you'd rather have a 10-tonne roof over your head or a one-tonne Gerard roof? In fact, when you really think about what's overhead, it appears irresponsible to add weight to a roof when it's avoidable.

Earthquakes are one of the most destructive forces of Mother Nature and, without doubt, roof and building collapse is one of the largest causes of injury in any earthquake.

On 16 January 1994 an earthquake measuring 6.8 on the Richter scale struck the Los Angeles Basin and, as in any earthquake, most deaths and injuries were due to collapsed and damaged roofs. The majority of roofs in the earthquake area were concrete or clay tiles and improper fastening had often allowed these roofing materials to shift. Where damage to roofs and supporting walls occurred, the weight of the concrete or clay tiles could not be discounted as a significant contributing factor.



IN LOS ANGELES, THESE CEMENT SHAKES SLIPPED CAUSING SIGNIFICANT STRUCTURAL DAMAGE.



THE BLUE TARPULINS ILLUSTRATE THE EXTENT OF THE DEVASTATION WROUGHT BY THE EARTHQUAKE IN KOBE, JAPAN.

The combination of heavy tiles on inadequate framing almost always resulted in serious structural damage, as was also seen in Kobe a year later.

On 17 January 1995, an earthquake in Kobe, Japan, measuring 7.2 on the Richter scale resulted in the death of 5,000 people. Most houses and commercial structures built after 1980, when Japan's building code was significantly revised, remained standing. However, the most common form of damage was where roofs and upper stories collapsed onto lower floors, accounting for 90% of the deaths.



DEVASTATION WAS WIDESPREAD IN THE HURRICANE THAT HIT JAMAICA. ROOFING MATERIAL AND SUBSTRUCTURES WERE REMOVED FROM MANY HOUSES BY THE EXTREME WIND UPLIFT FORCE OF THE HURRICANE. THE HOUSE WITH THE GERARD ROOF REMAINED INTACT.

WIND WATCH

It has taken cyclones and tornadoes to highlight the real benefits of Gerard Roofs' Horizontal Fastening and Interlocking Steel Membrane system.

High winds blowing over a roof cause a difference in air pressure between the inside and outside of the roof. The stronger the wind, the higher the pressure differential.

This results in 'wind uplift' that's lethal for roofs with vertical fastening because the fastener can simply pull out. Concrete tiles, for example, are fitted with a vertical fastening in the back of every second tile and rely on the weight of each tile to hold them down.

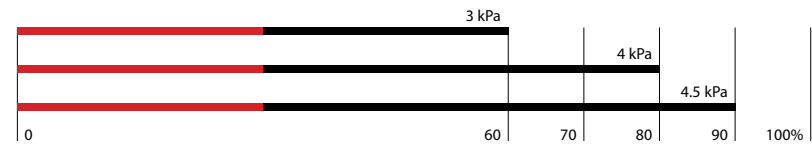
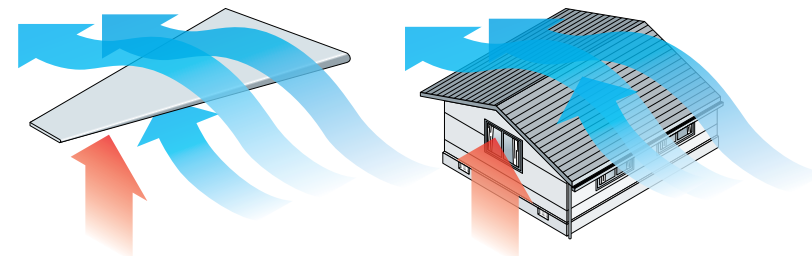
With the horizontal fastening method used in Gerard Roofs the fasteners must shear off for the roof to fail - a far less likely proposition, especially considering there are eight fasteners or more holding down each tile.

WIND UPLIFT

WHEN ROOFS ARE LOST DUE TO HIGH WINDS IT IS NOT ACCURATE TO SAY THE ROOF IS BLOWN OFF... IN REALITY IT IS A COMBINATION OF THE IMBALANCE OF HIGH PRESSURE CREATED BY THE WIND MOVING OVER THE ROOF CAVITY.

THIS CREATES UPLIFT THAT HAS BEEN COMPARED TO THE SAME PRINCIPLE WHICH CREATES HIGH AND LOW PRESSURE ON AN AIRCRAFT WING GIVING THE PLANE LIFT.

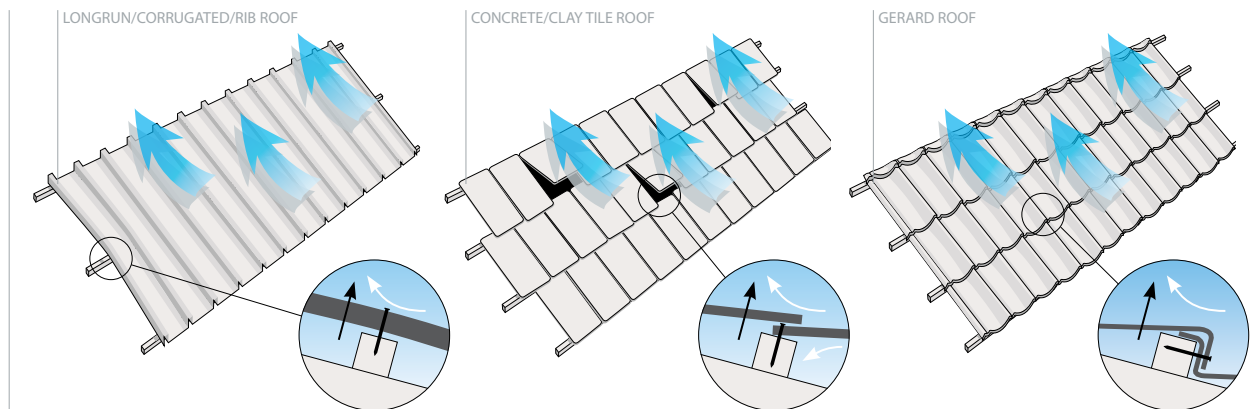
IN 2008 TESTING WAS CARRIED OUT IN NEW ZEALAND BY AHI ROOFING USING THE MRM TEST RIG TO PROVE COMPLIANCE. IN ALL TESTS THE STANDARD 4 NAIL TILE TO BATTEN FIXING SHOWED NO SIGN OF FAILURE.



CYCLIC TESTING AT 5.0 kPa WITH 2 NAILS BATTEN/RAFTER FIXING AND 4 NAILS PER TILE SECTION

NZ STANDARD VERY HIGH WIND ZONE - 1.5 kPa

WIND RESISTANCE OF VARIOUS ROOF TYPES



TORNADOES AND CYCLONES HAVE DEMONSTRATED THE SIGNIFICANT BENEFITS OFFERED BY GERARD ROOFS' HORIZONTAL FASTENING AND INTERLOCKING STEEL MEMBRANE SYSTEM. HIGH WINDS BLOWING OVER A ROOF CAUSE A DIFFERENCE IN AIR PRESSURE BETWEEN THE INSIDE AND OUTSIDE OF THE ROOF.

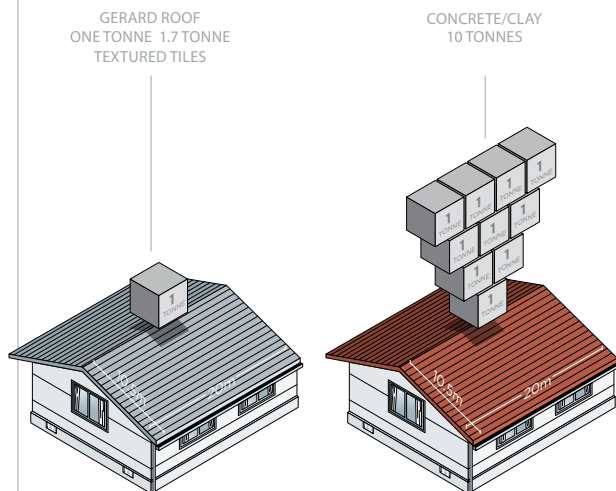
THE STRONGER THE WIND, THE HIGHER THE PRESSURE DIFFERENTIAL AND THIS RESULTS IN 'WIND UPLIFT' PERPENDICULAR TO THE ROOF. THIS 'WIND UPLIFT' IS THE PRIMARY CAUSE OF FAILURE IN ROOFS WITH

VERTICAL FASTENING, WHERE THE FASTENER SIMPLY PULLS OUT. WITH THE HORIZONTAL FASTENING METHOD USED FOR GERARD ROOFS, THE FASTENERS MUST SHEAR OFF FOR THE ROOF TO FAIL, AN UNLIKELY EVENT GIVEN THERE ARE EIGHT OR MORE FASTENERS HOLDING DOWN EACH TILE.

THE PERMANENT FITTING TECHNIQUE USED IN GERARD ROOFING ALSO MEANS THAT TILES CANNOT BE EASILY LIFTED TO GAIN ACCESS THROUGH THE ROOF SPACE OF A HOME OR BUILDING.

ONE-TONNE vs 10-TONNE

IF YOU LIVE IN AN AREA LIKELY TO EXPERIENCE SEISMIC ACTIVITY YOU'VE GOT TO ASK YOURSELF ONE QUESTION. WOULD YOU RATHER HAVE A 10-TONNE ROOF OVER YOUR HEAD OR A ONE-TONNE GERARD ROOF?





BY THE SEA

Many homes and buildings throughout the world are located in marine, or close to marine, environments. It's natural to assume that steel tile roofing might rust by the sea because most of us are not aware that Zincalume®-based roofing materials have up to eight times the corrosion resistance of alternative steel roofing products.

As we have already noted, all Gerard Roofs are pressed from Zincalume® steel and then coated with a satin or textured finish, which gives us total confidence when we offer coastal dwellers up to a 50-year pro-rata weatherproof warranty.

MANY RESORT DEVELOPMENTS ARE SITUATED IN COASTAL LOCATIONS, WHICH, FROM TIME TO TIME, ARE SUBJECT TO STORMS AND HIGHLY-CORROSIVE, WIND-DRIVEN, SALT SPRAY. ZINCALUME® COATED STEEL HAS SUPERIOR LONG-TERM RESISTANCE TO CORROSION UNDER ALL WEATHER CONDITIONS WHICH MADE IT A LOGICAL CHOICE FOR PARADISE ISLAND RESORT IN THE MALDIVES.

COASTAL CHALLENGE


Between 1982 and 2003 a remarkable investigation took place on the wild, rugged west coast of the North Island of New Zealand.

A house was roofed with Gerard tiles made from unprimed galvanised steel. Within five years the galvanised steel tiles had corroded so badly that many of the tiles had significant areas of red rust. In 1987 the roof was replaced in three sections, with tiles made from three different pre-primed substrates, galvanised steel (100% zinc), Galfan (95% zinc and 5% aluminium) and Zinalume® (43.5% zinc, 55% aluminium, 1.5% silicon).

In 2001 most of the section of the roof covered in pre-primed galvanised tiles needed to be replaced. There was significant corrosion to the side laps of each tile, the surface of each tile was heavily pitted and without side laps the tiles would no longer remain weather secure. They had lasted 14 years, three times longer than the un-primed galvanised steel that they had replaced.

In 2003 the remaining sections of galvanised steel and all of the Galfan steel tiles were removed. The Galfan tiles were replaced, as there was also significant corrosion to the side laps of tiles.

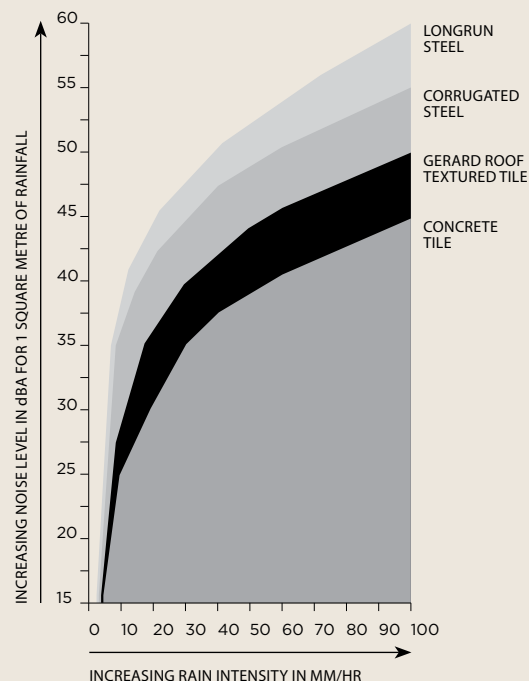
A section of Zinalume® tiles was left and will continue to be evaluated well into the future. The Zinalume® tiles show no signs of corrosion of the side laps or of the general surface area and certainly are proving superior to galvanised steel and Galfan tiles in other areas too, particularly in unwashed areas such as side laps or turn-ups under flashings.



GERARD ROOFS HAVE COLOUR DURABILITY THAT LITERALLY LASTS FOR YEARS. THIS INTEGRITY HAS BEEN PROVEN UNDER ACCELERATED WEATHERING TESTS IN LABORATORIES.

RAIN NOISE FOR VARIOUS ROOF TYPES

RAIN NOISE IN dBA THROUGH SIMPLE ROOF SYSTEM OF 100x50mm JOISTS AT 750mm WITH 12mm SOFTBOARD AS CEILING WITH DIFFERENT COST CLADDINGS



WARRANTIES

GIVEN THE CLIMATE EXTREMES TO WHICH WE ARE EXPOSED, ONE MIGHT EXPECT CONSERVATIVE WARRANTIES IN PLACE ON THE PRODUCT THAT ULTIMATELY BEARS THE BRUNT OF THESE EXTREMES.

WITH ALL GERARD ROOFS, YOU RECEIVE THE ADDED SECURITY OF OUR THREE-POINT WARRANTY SYSTEM, WHICH STARTS WITH 50 YEARS OF ASSURANCE.

50 YEARS

25 YEARS FULL WEATHERPROOF WARRANTY, PLUS A DIMINISHING PRO-RATA WARRANTY FOR A FURTHER 25 YEARS.


NB: FOR WARRANTY DETAILS IN GEOTHERMAL AREAS CONSULT YOUR LOCAL GERARD CERTIFIED ROOFER.



DRINKING WATER

GERARD ROOFS ARE SAFE TO COLLECT DRINKING WATER FROM. WHEN FIRST INSTALLED THEY NEED TWO GOOD RAINFALLS BEFORE YOU CAN SAFELY COLLECT WATER.

AT THIS POINT THE WATER YOU COLLECT WILL MEET THE WORLD HEALTH ORGANISATION'S CRITERIA FOR SAFE DRINKING WATER.





CHOOSING YOUR ROOF

CONCENTRATE ON THE CHALLENGES OF CHOOSING THE PROFILE, FINISH, COLOUR, AND TRIM FOR YOUR ROOF. IT STARTS WITH STYLE, KNOWING AND UNDERSTANDING THE POSSIBILITIES INHERENT IN THE STYLE OF YOUR HOME, AND ITS RELATIONSHIP TO THE WORLD AROUND IT.

DESIGNING AND BUILDING

BUILDING A NEW HOME IS A DECISION FOR CHOICE AND INDEPENDENCE, A DECISION TO CREATE A LIVING SPACE THAT WORKS FOR YOU IN EVERY RESPECT. WE UNDERSTAND IT'S A HUGE COMMITMENT AND HOW IMPORTANT IT IS TO GET EVERYTHING RIGHT.

Knowing the right questions to ask and the right people to obtain answers from can make all the difference.

Most people have their own ideas on what they want to achieve with their new home, whether it's style, size or interior living requirements. For this reason alone it's important to ensure that you work with the people most likely to help you accomplish this.

So, before we move specifically to roofing - which can be a rather confusing specialised area - let's start with the design and build of your new home.

There are three main options available to you at design stage. Whichever way you decide to go the Gerard team have sound working relationships with architects, designers and builders who keep us in touch with the realities and expectations of the design and building industries today.

LARGE HOUSING COMPANY

You may choose to work with a large housing company. These companies offer a number of standard plans to choose from and they'll offer a full project management service. Usually you'll be able to make some modifications to the standard plans.

FULL SERVICE DESIGN AND BUILD COMPANY

Working with these companies you can customise your design, and they will build your house to your specification.

SEPARATE DESIGN AND BUILD COMPANIES

In this option you agree on the design and the building



plan with your designer and then you'll contract a 'builder project manager' to build your house. Alternatively you'll choose to become the project manager, co-ordinating the builder, other tradespeople and the materials.

SELECTING AND WORKING WITH YOUR DESIGNER

Whatever you choose, we suggest you do check out several designers. Ask to see examples of work they have completed recently. Talk to recent clients in person.

Most designers will take you from the initial concept stage through to final drawings and will also oversee the quality of the construction. What's important is that you agree on what they will do, how they'll be paid and check they can complete the project in the timeframe you want.

Start by talking with them about your initial ideas. Bring clippings, magazines, guides and brochures to show your designer what you like. Talk about the lifestyle you want in your new home so that the designer can cater for all your needs. Documenting a design brief and construction budget is a good idea so you are both working to an agreed plan.

It's also a wise idea to allow the designer some artistic licence to enhance the value and worth of your home with clever concepts you may not have thought of.

And if you've chosen your designer with care, their vision should match your idea of your dream home.

SPECIFICALLY STATING YOUR PRODUCT CHOICES

While you're discussing and assessing materials with your designer, ask them to specifically state the names of your product choices on the plans. Now we did say we'd move to roofing specifically a little later, but roofing is a great example of what we mean when we say state your product choices.

So, for example, in the case of roofing:

1. Specify: a Gerard roof
2. Better still - specify: Gerard Shake
3. Even better - specify: Gerard Shake - textured
4. Exactly - specify: Gerard Shake - textured, in charcoal
5. Exactly - specify: Gerard Shake - textured, in charcoal with angle trim

Being specific at this stage will avoid complications later. It will make it easier to compare quotes from different builders because they'll be quoting on similar products. Most importantly it will give you the assurance of knowing you'll get the look and quality of home you want from the products best suited for the job.

SELECTING AND WORKING WITH YOUR BUILDER

Who you select to build your home, and the type of contract you enter into, will depend on how you decide to design and build your house.

If you're using a large housing company or full design and build company this decision will have already been made and building will soon be under way.

If you're using a separate design and build company and you're getting close to finalising the drawings you'll need to consider the selection of a builder. The fundamental decision is whether you want to build using a 'builder project manager' or on a 'labour-only basis'.

As you did with your designer, do obtain at least three quotes, view past work, talk to previous clients, ask about experience and guarantees, and check that work can be completed within your timeframes. If you find there are large variations in quotes, work out why. These could be due to profit margin, how busy the builder is, or it could be that lower quality products are being specified.

"CREATE YOUR OWN VISUAL STYLE... LET IT BE UNIQUE FOR YOURSELF AND YET IDENTIFIABLE FOR OTHERS." ORSON WELLES



STARTING FROM SCRATCH

WHEN YOU'RE DESIGNING AND BUILDING A NEW HOUSE YOU REALLY HAVE THE ADVANTAGE OF 'STARTING FROM SCRATCH'. YOU HAVE A SITE ON WHICH TO BUILD AND, TO A LARGE EXTENT, THE SITE WILL HAVE HELPED YOU DECIDE WHAT STYLE OF HOUSE YOU WANT AND HOW IT'S GOING TO MEET YOUR EXPECTATIONS. THE SITE AND THE STYLE OF YOUR HOUSE WILL THEN NARROW YOUR OPTIONS WITH REGARD TO THE STYLE OF ROOF.

We've already established that in choosing a Gerard roof you have ticked off a number of important requirements.

Your Gerard roof will be an enduring investment. Your Gerard roof will be lightweight and cost-efficient to install. Regardless of style, finish, or trim, your roof will be safe, strong, and elegant. Functionally it will be a triumph and, with some clear thinking around style, colour, and trim, it will also look sensational.

When you're starting from scratch, however, you also have the distinct advantage of guidance from a designer and a wealth of architecture and design magazines to pore over.

ROOFING CAN BE COMPLEX

As we have already suggested, roofing can be a complex and often confusing specialty area. Because of this, and the fact that we offer such an extensive range of roofing options, we've not only produced 'Looking Up' to help inspire and motivate you, but we've also created a place on our website where you can literally see what roof will work for you.

So what should you be asking yourself as you consider your brand new roof?

- What roof will suit my style of home?
- What are the advantages and disadvantages of different roof profiles? See page 76
- What issues do I need to be aware of when it comes to installation?
- What are the do's and don'ts around colour? See page 78



By this stage we trust we have already introduced you to enough roofing terminology, assurance around installation, specifications, and warranties for you to feel safe about Gerard Roofs. But the big questions remain and so we'll start overleaf with definition and discussion around style.

"A COLOUR IS AS STRONG AS THE IMPRESSION IT CREATES." IVAN ALBRIGHT

A FOCUS ON STYLE

ABOVE ANY OTHER FEATURE, YOUR ROOF WILL HELP YOU ACHIEVE THE STYLE AND FEEL YOU WANT FOR YOUR HOME. NOTE TOO THAT YOUR ROOF CONTRIBUTES SIGNIFICANTLY TO FIRST IMPRESSIONS. IN FACT ONE THIRD OF THE INITIAL WOW FACTOR OF ANY HOME IS CREATED BY ITS ROOF.

Gerard Roofs' crisp, clean profiles will add character to any home and the range of colours, finishes, and accessories provides almost endless possibilities when it comes to design and external colour co-ordination. Perhaps the most difficult question you'll face when choosing from the Gerard Roofs' selection is 'which one?'

Let's start with which profile first.

GERARD HERITAGE

Gerard Heritage gives you the scalloped profile of the traditional tile roof. This classic look is timeless. The smooth surfaces and clean uniform edges in Gerard Heritage offer a timeless blend of old-world charm and new-world innovation. Gerard Heritage is ideal for any style of home in absolutely any location.

GERARD CLASSIC TILE

Gerard Classic Tiles also give you the appeal of the traditional tile roof. The smooth surfaces, and clean uniform edges, offer the same timeless blend of old-world charm and new-world innovation, but the Gerard Classic is also a stronger style statement. This profile is the answer if you are searching for a bolder, stronger-looking roof and will give any home the character to stand out from the crowd.

GERARD MILANO TILE

Throughout the Mediterranean the distinctive elegance of the Roman tile endures today. Gerard Milano has been inspired by traditional Roman craftsmanship and the beauty, strength, and endurance evoked by the best of Italian architecture. Smooth, clean, elegant lines, Gerard Milano makes a strong style statement, especially on steeply

pitched roofs, yet remains gentle and relaxed in outdoor courtyard settings.

GERARD SHAKE

The wood-like appeal of the Gerard Shake roof tile makes it a natural choice to recreate the charm of turn-of-the-century America. Gerard Shake roof tiles replicate the natural beauty of the real-wood shakes that were typically made of cedar with rough-hewn top surface, ragged edges, and rugged butts. The Gerard Shake has a clean, flat profile with a character grain running through it that will give your home an identity of its own. It is a ruggedly handsome, stylish roof line, that's happily at home in both town and country.


GERARD SHINGLE

Shingles add simple elegance to any roof and the subtle shingle profile will define any house style. Gerard Shingle is available in a compact range of colours in a textured finish, including some with a second complementary patch colour.


PITCH CONSIDERATIONS

The pitch of a roof is an important consideration in any home design. To achieve the very best look from your roof you should always select a roofing product that will not only complement the style of your home but also the roof's pitch. Gerard Heritage, Classic Tile, Milano Tile and Shake look good at almost any pitch, although the Gerard Shake suits a


CHOOSE YOUR PROFILE



GERARD HERITAGE




GERARD CLASSIC



GERARD MILANO



GERARD SHAKE




GERARD SHINGLE

slightly steeper pitch.

Gerard Shingles have a wonderful character and texture that are best suited for pitches greater than 25 degrees.

MINIMUM PITCH TABLE	
PRODUCT	MINIMUM PITCH
GERARD HERITAGE	12°
GERARD CLASSIC TILE	12°
GERARD MILANO TILE	12°
GERARD SHAKE	15°
GERARD SHINGLE	15°
GERARD OBERON SHINGLE	20°

“STYLE IS KNOWING WHO YOU ARE, WHAT YOU WANT TO SAY, AND NOT GIVING A DAMN.” GORE VIDAL



A-RIDGE TRIM



BARREL TRIM



COLOUR UP

THE EXTERIOR OF YOUR HOUSE CAN SPEAK VOLUMES IN TERMS OF THE OVERALL IMPRESSION YOU WANT FOR YOUR HOME. OFTEN OVERLOOKED UNTIL THE VERY END OF A BUILDING PROJECT, THE EXTERIOR COLOUR SCHEME OF YOUR HOUSE CAN ADD DEFINITION, STATURE AND DEPTH.

For this reason it's important that you pay as much attention to the colour scheme on the outside as you do to your colour choices on the inside.

Your architect or designer will certainly help you with colour decisions or you may decide to ask a professional colour consultant for help.

COLOUR CONSIDERATIONS

If your house is being built to reflect a certain architectural style, then choosing the traditional colour scheme associated with it will often be your best choice and will give you an overall look that is consistent and uniform throughout.

If you're wanting to achieve a more contemporary look to your home, your palette can include a multitude of colours and shades. This is why it's important to understand what different colours and combinations can achieve and where they're best suited.

Ask yourself what you want to achieve. Do you want the exterior to seem like a direct extension of the interior's look, or should it be something altogether different? Take your cues from the furnishings and colours you are planning to use in rooms closest to the entrance-ways. Whatever you decide to do, the transition from outside to inside should feel inviting and comfortable.

The visual landscape around your home can give you inspiration as well. Are there houses nearby? Do you wish to blend into the scenery or contrast it as starkly as possible? Do you want to accentuate certain parts of your



home while obscuring others?

YOUR CHOICE OF COLOUR AND FINISH

Your choice of colours depends on your selection of profile and finish but once you start working through your colour options on our next pages, you'll see that Gerard Roofs offers a superb range of colours to quietly enhance or emphatically dramatise your roof.

"COLOUR IN CERTAIN PLACES HAS THE GREAT VALUE OF MAKING THE OUTLINES AND STRUCTURAL PLANES SEEM MORE ENERGETIC." ANTONIO GAUDI






"A DOMINANT COLOUR POSSESSES
TREMENDOUS POWER IN MAKING
A PAINTING UNIQUE." MARY BASSI



"COLOUR IS A
CREATIVE ELEMENT,
NOT A TRIMMING." PIET ZWART

YOUR GUIDE TO CHOOSING A GERARD ROOF









INFORMATION WWW.GERARD-ROOFS.COM

WHERE TO GO FOR MORE INFORMATION

In 'Looking Up', we have attempted to provide you with a comprehensive guide to assist you in selecting roof products and accessories to support and enhance your house style. Now it's time to turn your dreams into reality. The information and contact details on this page should help you on that path.

CONTACT GERARD ROOFS ON 0810 300 2000 IF YOU WOULD LIKE TO:

- Ask a specific roofing question
- Request colour samples or other Gerard brochures
- Request a no-obligation, free roof quote, or free roof inspection
- Meet with a Gerard Certified Marketer (to discuss your roofing options)
- Receive a drive-by list of local Gerard roofs that you can see in your local area
- Obtain a list of Gerard Certified Roof Installers in your area.

WE CAN ALSO PROVIDE YOU WITH:

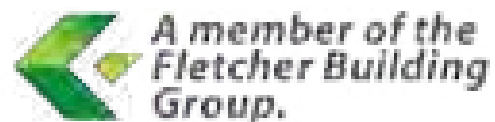
- Full warranty details
- Roof care and maintenance instructions
- A brochure on Gerard Skylights, Vents and Vision Tiles

FOR TECHNICAL SPECIFICATIONS:

Visit www.geradafrica.com/technical.html



Colours throughout this Guide are as close as normal printing processes allow, so before you make your final colour selection ensure that you check actual colour samples with your local Gerard Certified Roofer or call 0810 300 2000 to request your colour sample card.



This Guide is intended to give a general overview on Gerard roof options only. Gerard Roofs has made every effort to ensure that this information is correct at the time of publication, but accepts no liability (whether as a result of negligence or otherwise) for any loss of any kind (including indirect loss and loss of profits) that may arise from actions based on the contents of this Guide. All price and other calculations are indicative only and point towards what could be achieved if Gerard Roofs products are accurately installed using 'best practice' methods and appropriate equipment and techniques by qualified installers.

© AHI Roofing Limited, 2013. All rights reserved.

The names Gerard®, Heritage®, Shingle®, Shake®, Classic®, Milano® are all New Zealand registered trademarks of AHI Roofing Limited, New Zealand.

HEAD OFFICE
5 Wema Terrace, 2-9 Udi Street,
Osborne Estate Ikoyi, Lagos, Nigeria
T: 08033 126151, 08055 167125

0810 300 2000



www.wichtechgroup.com